

NMDOH Collection of LGBT Health Inequities Data

Laura Tomedi, PhD, MPH

September 21, 2016

Presentation Overview

- How NMDOH collects population-based health outcomes by sexual orientation
- Available reports with New Mexico data
- Data examples
 - Alcohol
- Next steps

Surveillance Tools For Youth and Adults

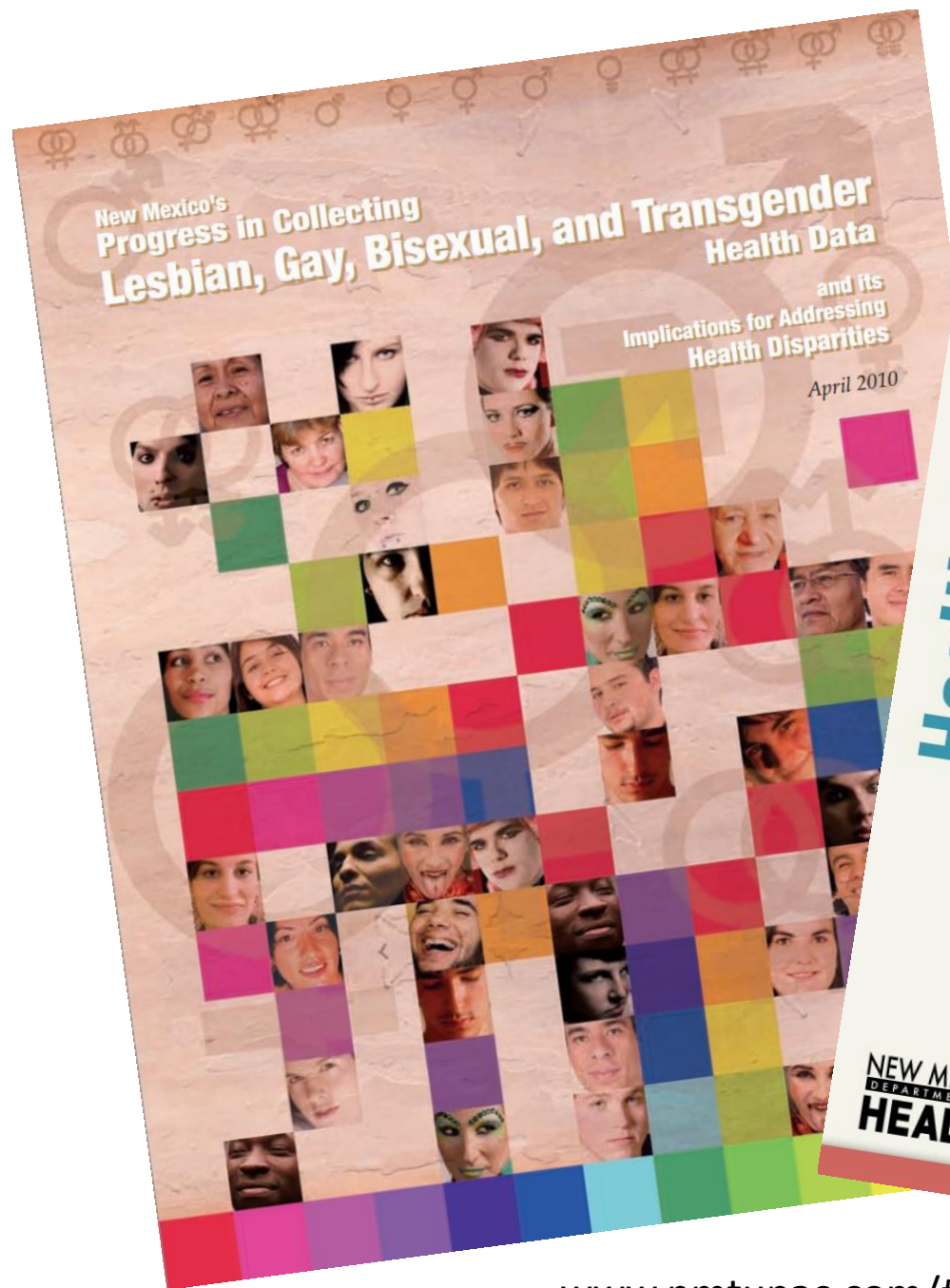
- Important for the population-based assessment of public health risk and protective factors among New Mexicans
- New Mexico Behavioral Risk Factor Surveillance System (BRFSS)
 - Adults 18+ years of age
 - Telephone (land line and cell phone)
- New Mexico Youth Risk and Resiliency Survey (YRRS)
 - Middle School (grades 6-8)
 - High School (9-12)
 - Paper and pencil

History of the LGBT modules in New Mexico

- 2005 BRFSS: Sexual orientation
- 2009 BRFSS: Sexual orientation and “gender identity” (LGBT module)
- 2010 BRFSS: LGBT module moved to demographic core
- 2013 YRRS High School: Sexual orientation and sex of sexual contact
- 2015 NMDOH Transgender Data Workgroup formed
- 2016 BRFSS: Sexual orientation and two-part gender

Measuring Gender

- Separating out gender identity from sexual orientation
 - Massachusetts: From 2007-2009, 131 respondents of 28,662 total
 - Pennsylvania: 2014, 42 respondents from ~8,000 total
 - Delaware: 2014, 20 respondents from ~4,000 total
- “Two step strategy”
 - Asking sex at birth and then current gender versus “do you identify as transgender”
 - The CDC reported 64% increase in the number of respondents who identified as gender non-conforming when they moved from “transgender” terminology to the two step strategy
 - NMDOH Harm Reduction and HIV program measure



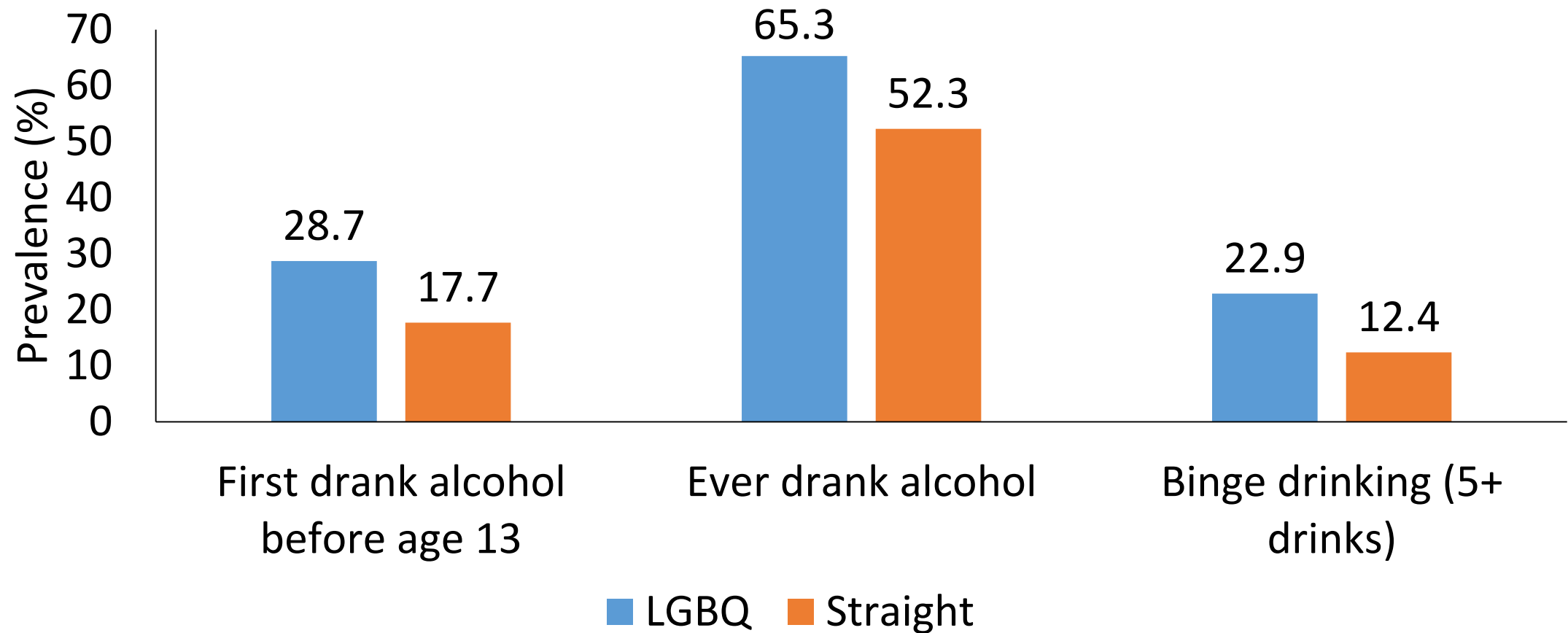
The Health and Well-Being of Lesbian, Gay, Bisexual, and Questioning Youth in New Mexico



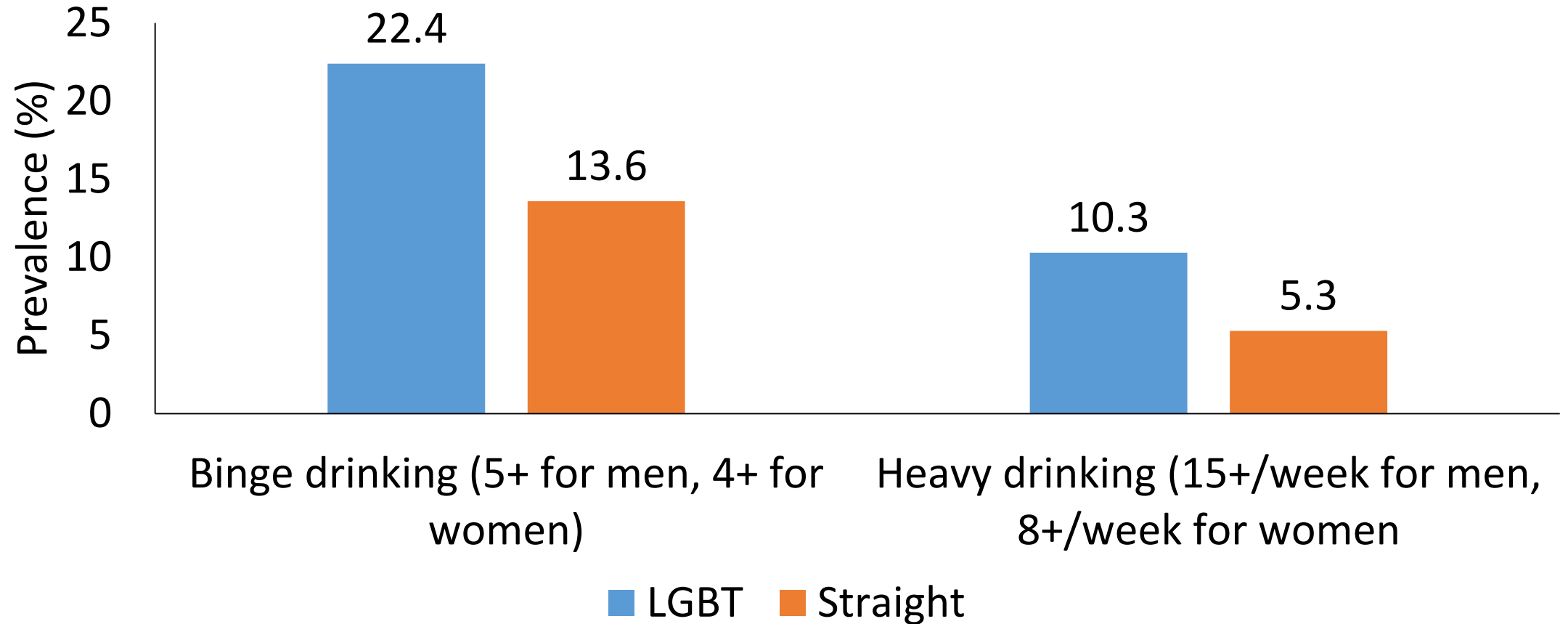
Prevalence Estimates

- 15.1% (95% CI: 13.9, 16.4) of youth (grades 9-12) identified as lesbian, gay, bisexual, or unsure in New Mexico in 2015 (2015 NM-YRSS)
- 3.9% (95% CI: 3.2, 4.7) of adults in New Mexico identified as LGBT in 2015 (2015 BRFSS)
 - Likely an underestimate of transgender and gender non-conforming

Alcohol Consumption among Youth by Sexual Orientation (Grades 9-12), 2015 NM-YRRS



Alcohol Consumption among Adults by Sexual Orientation, 2013-2015 BRFSS



Next Steps

- 2011-2014 Adult LGB Report
- 2015 Youth LGB Report

Acknowledgements

- TUPAC and Chronic Disease Bureau
- Survey Section
- UNM Prevention Research Center
- Public Education Department
- Transgender Data Workgroup
- YRRS LGB Writing Team
- CSTE Applied Epidemiology Fellowship Program

Thank you! Questions?

Laura.Tomedi@state.nm.us